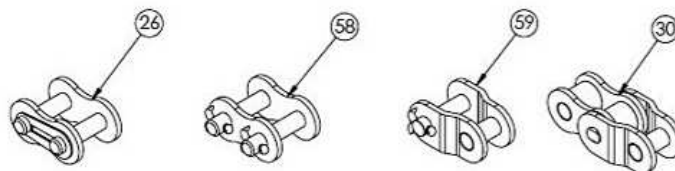
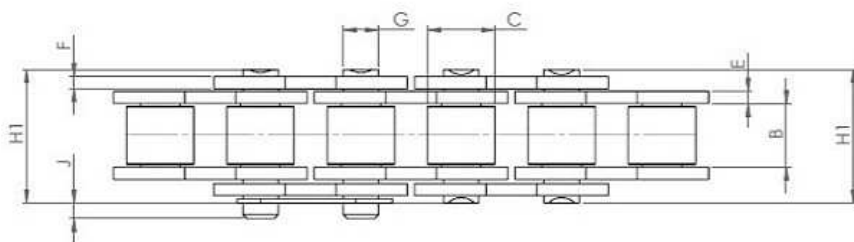
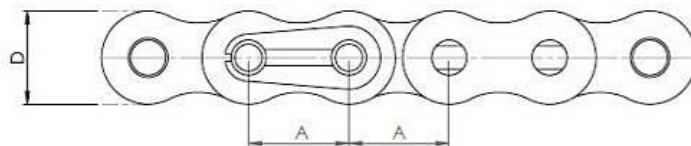


CATENE GEOMET SEMPLICE ASA

CHAIN GEOMET SIMPLEX ASA



ANSI STANDARD

CHAIN CODE	REF.	A - PITCH (MM)	B - INSIDE WIDTH	C - ROLLER DIAM MIN	D - PLATE HEIGHT MAX	E - PLATE WIDTH INNER MAX	F - PLATE WIDTH OUTER MAX	G - PIN DIAM. MAX	H1 - PIN LENGTH MAX	J - CONN. LINK EXTENSION MAX	ISO606 TENSILE STRENGTH (NEWTONS) MIN	ISO606 TENSILE STRENGTH (NEWTONS) MED	WEIGHT KG/M
6008A2GEO	40A1	12.700	7.850	7.920	12.700	1.550	1.550	3.980	16.400	1.400	13900	14200	0.600
6010A2GEO	50A1	15.875	9.400	10.160	15.090	2.030	2.030	5.090	20.400	1.100	21800	22200	1.000
6012A2GEO	60A1	19.050	12.570	11.910	18.100	2.390	2.390	5.960	25.300	1.100	31300	31500	1.470
6016A2GEO	80A1	25.400	15.750	15.880	24.130	3.250	3.250	7.940	32.700	3.000	55600	56000	2.800
6020A2GEO	100A1	31.750	18.900	19.050	30.170	4.060	4.060	9.540	39.700	4.200	87000	89000	4.200



OGNIBENE S.P.A. - VIA DEL TIPOGRAFO, 6 - 40138 BOLOGNA - ITALY
 TEL: +39 051 534225 - FAX: +39 051 535083
sales@ognibenechaintech.it - www.ognibenechaintech.com