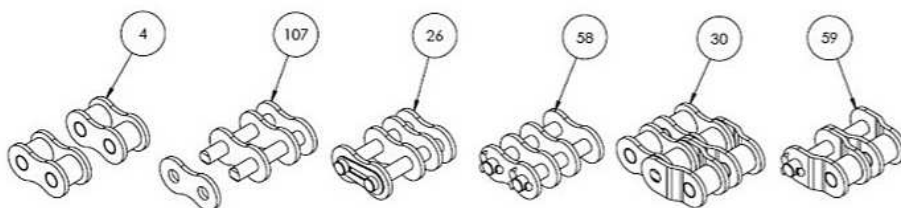
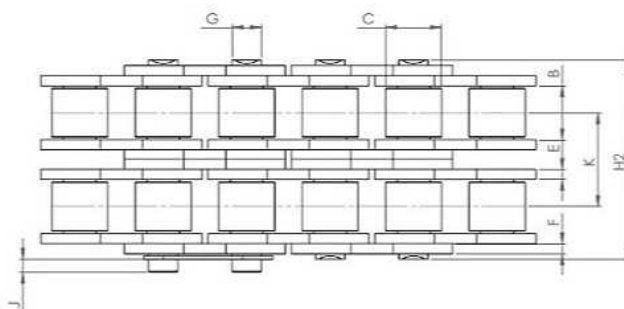
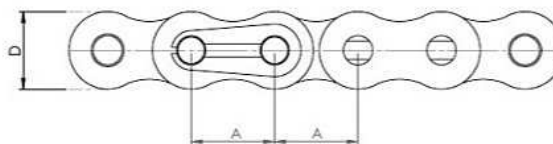


# CATENE GEOMET DOPPIE ISO

## CHAIN GEOMET DUPLEX ISO



### ISO STANDARD

| CHAIN CODE | REF.  | PITCH (MM) | INSIDE WIDTH | ROLLER DIAM MIN | PLATE HEIGHT MAX | PLATE WIDTH INNER MAX | PLATE WIDTH OUTER MAX | PIN DIAM. MAX | PIN LENGTH MAX | CONN. LINK EXTENSION MAX | TRANVERSE PICTH NOM | ISO606 TENSILE STRENGTH (NEWTONS) MIN | ISO606 TENSILE STRENGTH (NEWTONS) MED | WEIGHT KG/M |
|------------|-------|------------|--------------|-----------------|------------------|-----------------------|-----------------------|---------------|----------------|--------------------------|---------------------|---------------------------------------|---------------------------------------|-------------|
|            |       | A          | B            | C               | D                | E                     | F                     | G             | H1             | J                        | K                   |                                       |                                       |             |
| 6006B2GEO  | 06-B2 | 9.525      | 5.720        | 6.350           | 8.260            | 1.300                 | 1.040                 | 3.280         | 23.000         | 1.300                    | 10.24               | 16900                                 | 16900                                 | 0.740       |
| 6008B2GEO  | 08-B2 | 12.700     | 7.750        | 8.510           | 11.810           | 1.550                 | 1.550                 | 4.450         | 30.400         | 1.500                    | 13.92               | 31100                                 | 31100                                 | 1.380       |
| 6010B2GEO  | 10-B2 | 15.875     | 9.650        | 10.160          | 14.730           | 1.550                 | 1.550                 | 5.080         | 35.400         | 1.300                    | 16.59               | 44500                                 | 44500                                 | 1.800       |
| 6012B2GEO  | 12-B2 | 19.050     | 11.680       | 12.070          | 16.130           | 1.800                 | 1.800                 | 5.720         | 41.400         | 1.100                    | 19.46               | 57800                                 | 57800                                 | 2.400       |
| 6016AB2GEO | 16-B2 | 25.400     | 17.020       | 15.880          | 21.080           | 3.760                 | 3.100                 | 8.280         | 68.000         | 5.400                    | 31.88               | 106000                                | 106000                                | 5.500       |
| 6020B2GEO  | 20-B2 | 31.750     | 19.560       | 19.050          | 26.420           | 4.620                 | 3.610                 | 10.190        | 76.700         | 6.100                    | 36.45               | 170000                                | 170000                                | 7.800       |
| 69024B2GEO | 24-B2 | 38.100     | 25.400       | 25.400          | 33.400           | 6.100                 | 5.080                 | 14.630        | 101.300        | 6.800                    | 48.36               | 280000                                | 280000                                | 14.800      |



OGNIBENE S.P.A. - VIA DEL TIPOGRAFO, 6 - 40138 BOLOGNA - ITALY  
 TEL: +39 051 534225 - FAX: +39 051 535083  
[sales@ognibenechaintech.it](mailto:sales@ognibenechaintech.it) - [www.ognibenechaintech.com](http://www.ognibenechaintech.com)