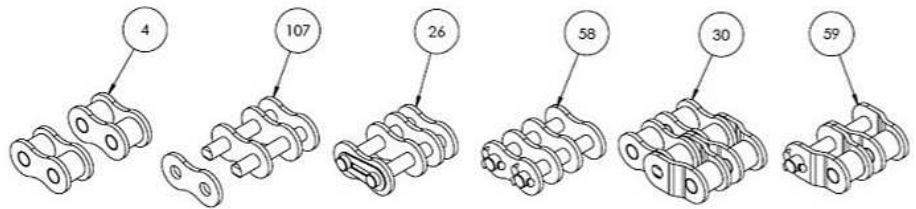
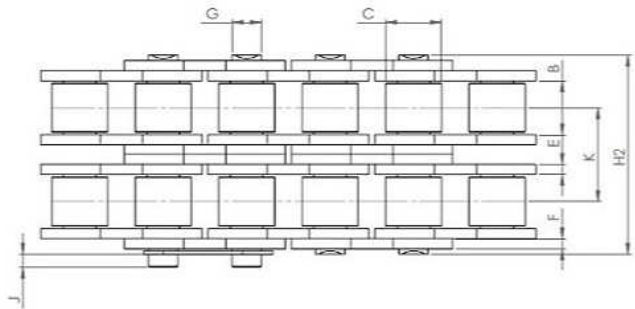
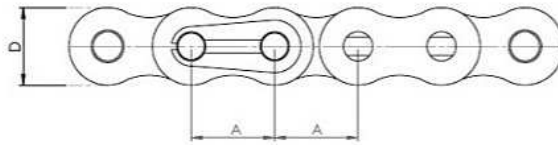


CATENE GEOMET DOPPIE ASA

CHAIN GEOMET DUPLEX ASA



ANSI STANDARD

CHAIN CODE	REF.	PITCH (MM)	INSIDE WIDTH	ROLLER DIAM MIN	PLATE HEIGHT MAX	PLATE WIDTH INNER MAX	PLATE WIDTH OUTER MAX	PIN DIAM. MAX	PIN LENGTH MAX	CONN. LINK EXTENSION MAX	TRANVERSE PICTH NOM	ISO606 TENSILE STRENGTH (NEWTONS) MIN	ISO606 TENSILE STRENGTH (NEWTONS) MED	WEIGHT KG/M
		A	B	C	D	E	F	G	H1	J	K			
6008A2GEO	40-A2	12.700	7.850	7.920	12.070	1.550	1.550	3.980	30.800	1.400	14.38	27800	28200	1.200
6010A2GEO	50-A2	15.875	9.400	10.160	15.090	2.030	2.030	5.090	38.400	1.100	18.11	43600	45000	2.100
6012A2GEO	60-A2	19.050	12.570	11.910	18.100	2.390	2.390	5.960	48.100	1.100	22.78	62600	65000	3.050
6016A2GEO	80-A2	25.400	15.750	15.880	24.130	3.250	3.250	7.940	61.900	3.000	29.29	111200	115200	5.500
6020A2GEO	100-A2	31.750	18.900	19.050	30.170	4.060	4.060	9.540	75.400	4.200	35.76	174000	178000	8.400



OGNIBENE S.P.A. - VIA DEL TIPOGRAFO, 6 - 40138 BOLOGNA - ITALY
 TEL: +39 051 534225 - FAX: +39 051 535083
sales@ognibenechaintech.it - www.ognibenechaintech.com